

Intuitive handling

Robust, compact, lightweight

Premium quality – Made in Germany



Cuff Manometer

Analogue cuff pressure gauges for tracheal tubes and supraglottic airway devices

/ Cuff Manometer

Cuff pressure gauges are used to adjust and control the pressure of tracheal tube cuffs and cuffs of supraglottic airway devices. The ergonomically designed cuff pressure gauges are compact, robust and portable and are characterised by their accuracy and precision. The analogue system is independent from any energy source and therefore no power supply or batteries are required.

The colour coded areas on the scale help to display the ideal pressure to maintain tracheal mucosal capillary blood flow.



Universal



Monitor



Pocket



Sensitive



Pediatric

Order information

Cuff Manometer / Analogue Cuff Pressure Gauge with Connecting Tubing 100 cm

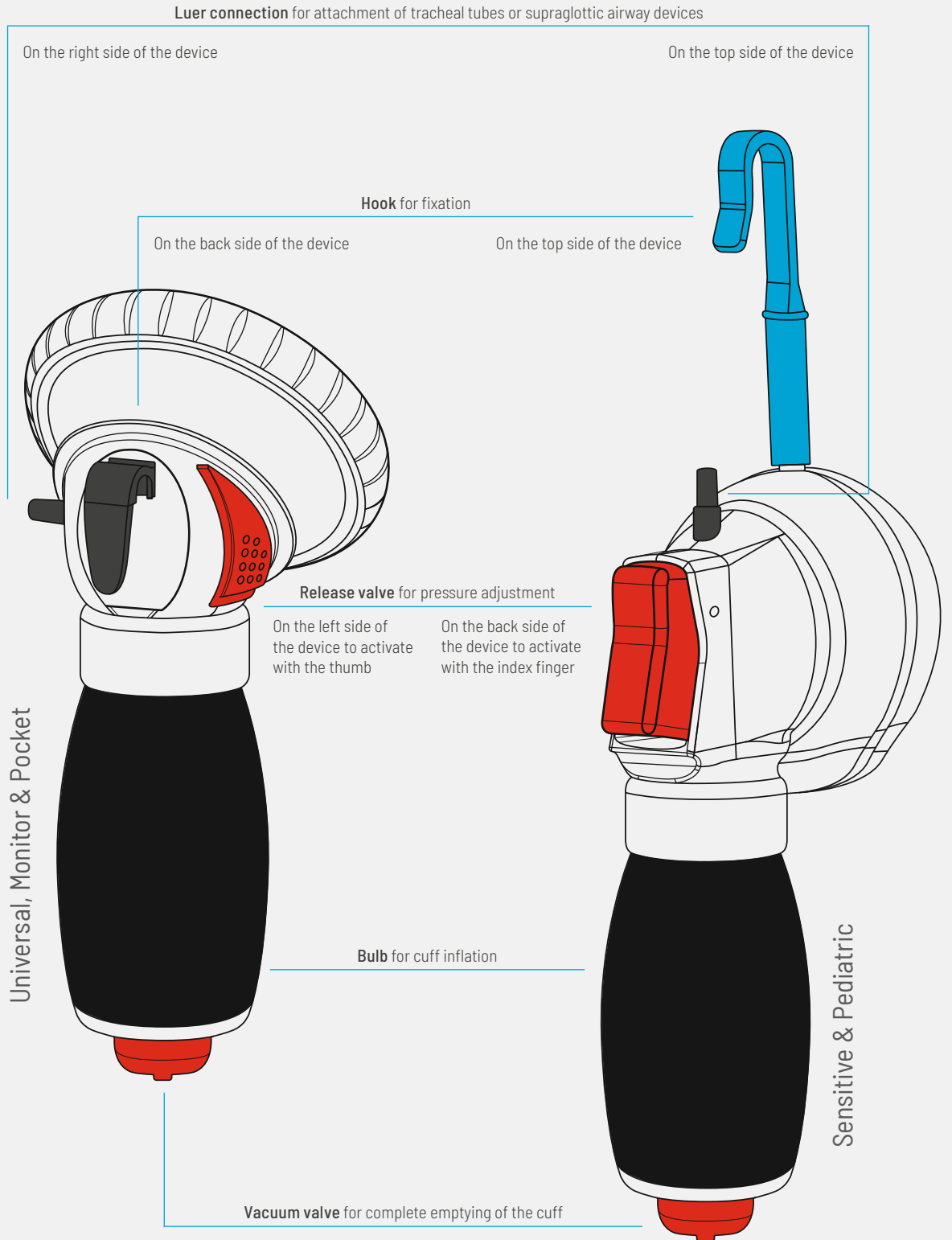
	Universal	Monitor	Pocket	Sensitive	Pediatric	Box
	REF 54-07-000	REF 54-05-000	REF 54-04-000	REF 54-03-001	REF 54-02-001	1
Pressure range	0 – 120 cmH ₂ O	0 – 120 cmH ₂ O	0 – 120 cmH ₂ O	0 – 120 cmH ₂ O	0 – 60 cmH ₂ O	
Scale	Ø 68 mm	Ø 68 mm	Ø 50 mm	Ø 50 mm	Ø 50 mm	

Accessories

Connecting Tubing / For single use

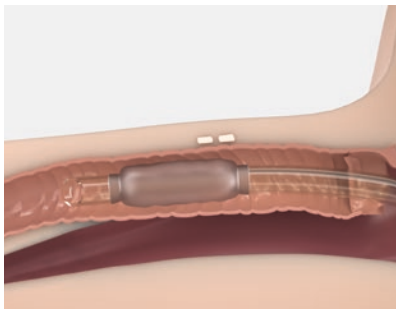
Length	REF	Box
100 cm	54-05-112	10



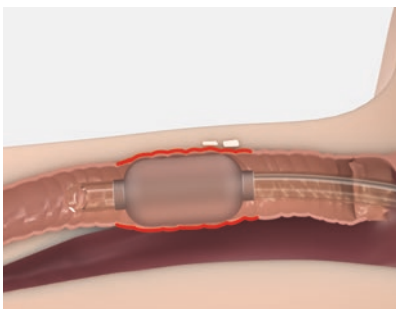


/ Use with Tracheal Tube

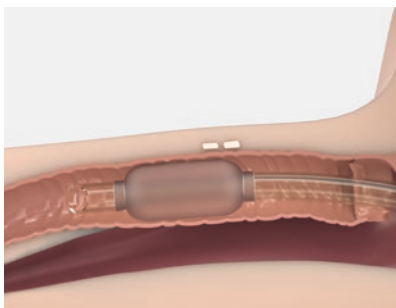
Use



Low cuff pressure is associated with complications such as e.g. micro-aspiration of potentially infectious secretions and the risk of ventilator-associated pneumonia.



High cuff pressure is associated with complications such as e.g. sore throat, hoarseness, tracheal ischemia and subsequent necrosis, tracheal stenosis or tracheoesophageal fistula.



For tracheal tubes in adults a cuff pressure of 20 - 30 cmH₂O is recommended to maintain tracheal mucosal capillary blood flow.

/ Key Points Cuff Pressure Management

- There is convincing evidence that a continuous cuff pressure measurement (e. g. on supraglottic airway devices) leads to a significant reduction of postoperative complications (1).
- Ischemia of the tracheal mucosa can be avoided by consistent cuff pressure monitoring (2).
- Cuff pressure monitoring is an important part of a bundle of measures to prevent VAP (3).
- The cuff pressure of tracheal tubes in adults must be max. 30 cmH₂O (4).

Additional information



Application v ideo



Annotated bibliography

References

- (1) M. Hensel et al., "Kontinuierliche Cuff-Druck-Messung bei Larynxmaskennarkosen - Eine obligatorische Maßnahme zur Vermeidung postoperativer Komplikationen" *Anaesthesist*, vol. 65 pp. 346-352, 2016.
- (2) P. Sultan et al., "Endotracheal tube cuff pressure monitoring: a review fo the evidence" *Journal of Perioperative Practice*, vol. 21 pp. 379-386, 2011.
- (3) L. Lorente et al., "Continuous endotracheal tube cuff pressure control system protects against ventilator-associated pneumonia" *Critical Care*, vol. 18, pp. 1-8, 2014.
- (4) N. Puthenveetil et al., "Effect of Cuff Pressures on Postoperative Sore Throat in Gynecologic Laparoscopic Surgery: An Observational Study" *Anesthesia: Essays and Researches*, vol. 12, pp. 484-488, 2018.

The medical devices in this advertising material are manufactured without the use of natural rubber latex, unless otherwise specified.
The medical devices in this advertising material do not contain phthalates which require labelling according to CLP Regulation (EC) 1272/2008.

VBM Medizintechnik GmbH

Einsteinstrasse 1 / 72172 Sulz a. N. / Germany
Tel.: +49 7454 9596-0 / Fax: +49 7454 9596-33 / e-mail: sales@vbm-medical.de / www.vbm-medical.de

Connect with us:



CE

PRO057_3.0_EN