

LONG-TERM COMPARATIVE STUDY OF IPOM MESHES

PROSPECTIVELY COLLECTED DATA FROM THE DANISH HERNIA REGISTRY WITH A FOLLOW-UP OF MORE THAN 10 YEARS SHOW CONSIDERABLE BENEFITS OF DYNAMESH®-IPOM MESHES

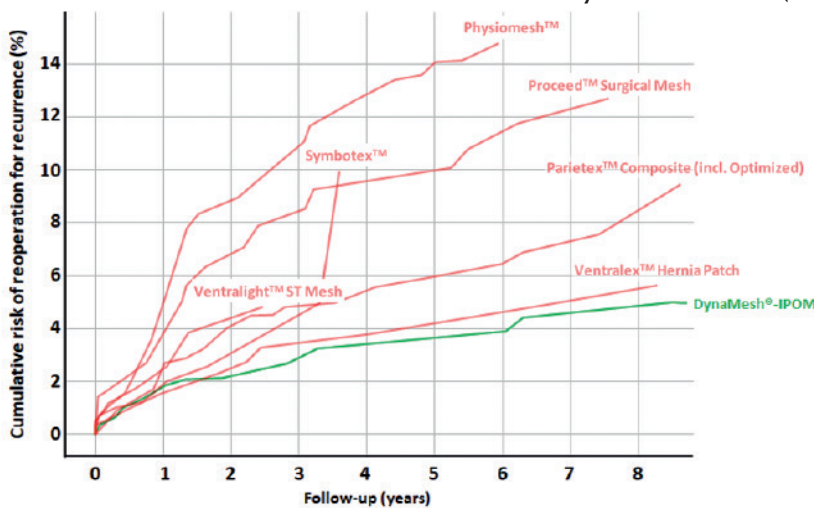
Title of the Study:

“Reoperation for recurrence is affected by type of mesh in laparoscopic ventral hernia repair: a nationwide cohort study”  
 – Baker et al., 2021

In December 2021, one of the world’s most renowned surgical journals, Annals of Surgery, published a prospective study of the Danish Hernia Registry. This study compares the meshes used to treat primary and incisional ventral hernias in the laparoscopic IPOM technique. In total, more than 5,400 patients with a follow-up of up to 13 years were included.

Read the summary of the most important study results here:

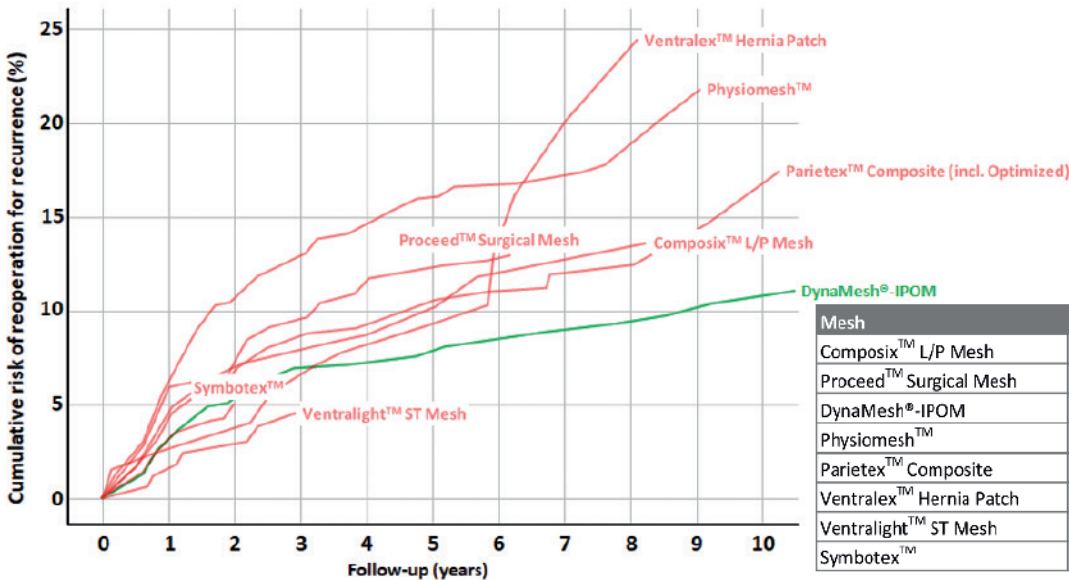
Results for Primary Ventral Hernias (total 2,802 patients):



Mesh	Patients	Median follow-up*
Proceed™ Surgical Mesh	133	116
DynaMesh®-IPOM	416	114
Physiomeshtm	599	77
Ventralight™ Hernia Patch	257	74
Parietextm Composite	895	60
Ventralight™ ST Mesh	190	35
Symbotextm	312	31

\*in months

Results for Incisional Ventral Hernias (total 2,608 patients):



Mesh	Patients	Median follow-up*
Composix™ L/P Mesh	56	119
Proceed™ Surgical Mesh	150	118
DynaMesh®-IPOM	610	110
Physiomeshtm	486	75
Parietextm Composite	784	61
Ventralight™ Hernia Patch	84	57
Ventralight™ ST Mesh	197	43
Symbotextm	241	33

\*in months

**Special Characteristics of the Register Study:**

- This is a multi-centre, nationwide collection of data from a wide patient population by many physicians with varying levels of experience
- All patients in Denmark are registered with their unique personal identification number, which enables a follow-up rate of almost 100%
- Data and results from Danish registries are considered to be highly reliable in terms of clinical statements as they accurately reflect the reality in surgical clinics

**Purpose and Design of the Study:**


Investigation of the effect of different meshes on the reoperation rate for recurrence after laparoscopic ventral hernia repair

- Nationwide cohort study based on prospective data from DVHD/DNPR\*
- Inclusion criteria: ≥18 years, laparoscopic ventral hernia repair with intraperitoneal mesh placement
- Exclusion criteria: among others, spiegelhel, lumbar or parastomal hernia; concomitant component separation; repair performed as a secondary procedure

**Our Conclusions from the Study:**

- DynaMesh®-IPOM showed the best results overall in this wide-ranging national study, which included various partially resorbable meshes
- For primary ventral hernias, DynaMesh®-IPOM was selected as reference due to its excellent results
- For incisional ventral hernias, none of the meshes examined performed better than DynaMesh®-IPOM in the follow-up between 4 and 10 years
- The flat Kaplan-Meier curves suggest that DynaMesh®-IPOM will continue to be the best mesh over time (> 10 years)

\*Danish Ventral Hernia Database/Danish National Patient Register



**More information on DynaMesh®-IPOM:**



**Link to full publication:**

